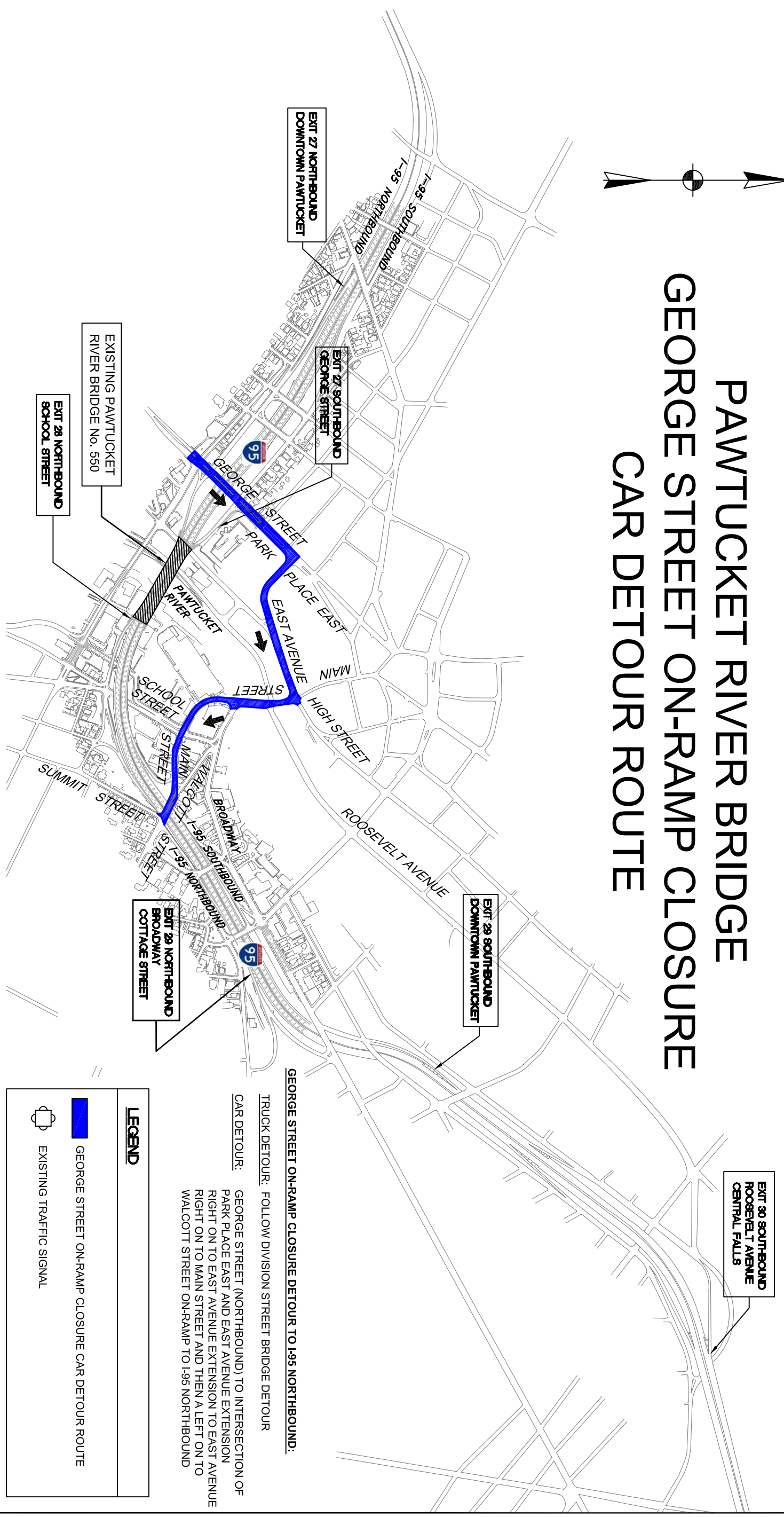




PAWTUCKET RIVER BRIDGE GEORGE STREET ON-RAMP CLOSURE CAR DETOUR ROUTE



GEORGE STREET ON-RAMP CLOSURE DETOUR TO I-95 NORTHBOUND:

TRUCK DETOUR: FOLLOW DIVISION STREET BRIDGE DETOUR

CAR DETOUR: GEORGE STREET (NORTHBOUND) TO INTERSECTION OF PARK PLACE EAST AND EAST AVENUE EXTENSION RIGHT ON TO EAST AVENUE EXTENSION TO EAST AVENUE RIGHT ON TO MAIN STREET AND THEN A LEFT ON TO WALCOTT STREET ON-RAMP TO I-95 NORTHBOUND

LEGEND	
	GEORGE STREET ON-RAMP CLOSURE CAR DETOUR ROUTE
	EXISTING TRAFFIC SIGNAL

FOR CONTINUOUS UPDATES: WWW.DOT.STATE.RI.US
 RIDOT
 RI TRAVEL INFO: CALL 511
 TUNE INTO 1630 AM
 CUSTOMER SERVICE: 222-2450